


---

## FFH TESTING RESULTS




**PATIENTS**

**25,725**




**TESTED**

**1,293**



**POSITIVE**

**225**



**NEGATIVE**

**1,068**

# POSITIVITY RATES



**FFH Patients**

**17.4%**


1,293 tests  
225 positive



**York Co.**

**6.3%**

41,485 tests  
2,627 positive

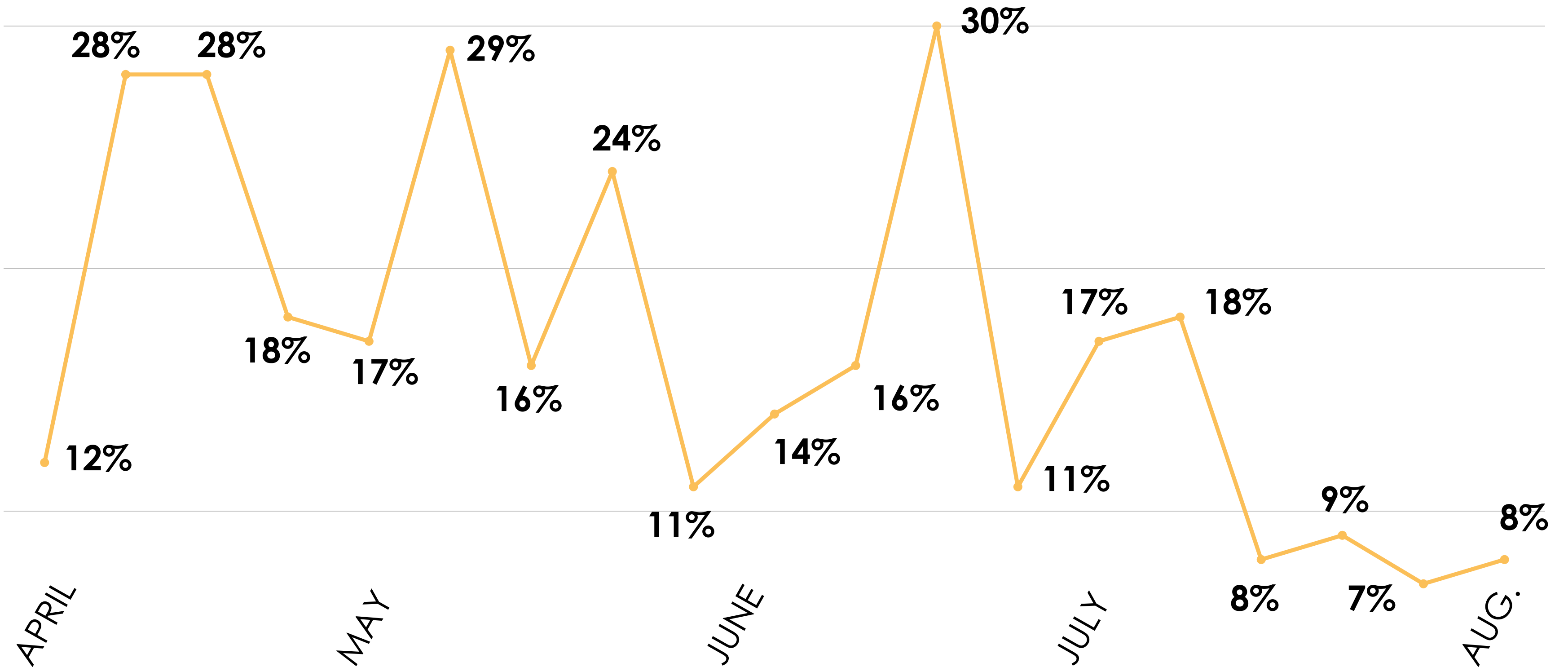


**Pennsylvania**

**8.5%**

1,375,629 tests  
116,925 positive

# WEEKLY POSITIVITY RATE OF TESTED FFH PATIENTS

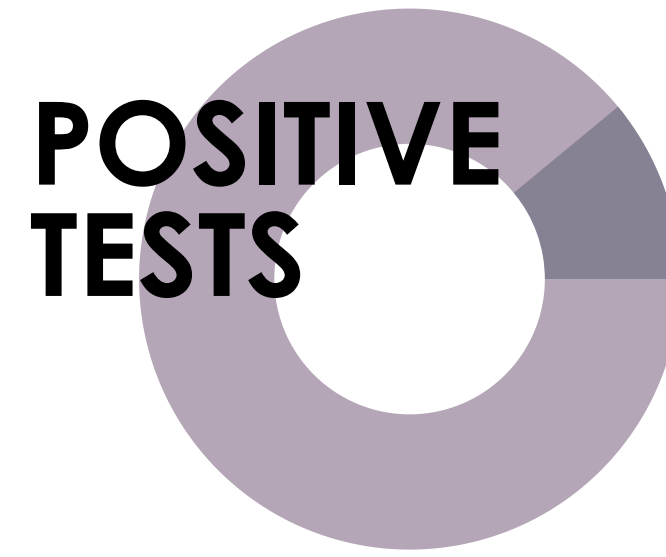


---

# INCOME STATUS OF TESTED FFH PATIENTS



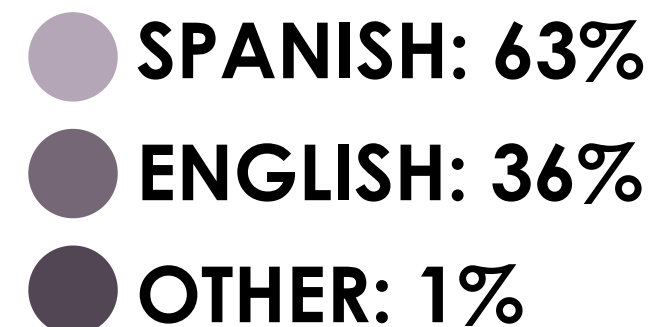
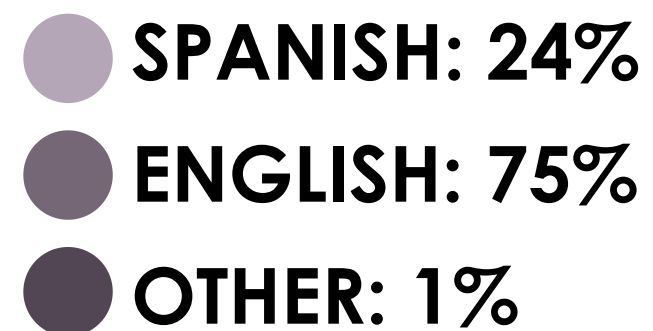
● **BELOW POV: 89%**  
● **ABOVE POV: 11%**



● **BELOW POV: 87%**  
● **ABOVE POV: 13%**

\*100% poverty rate = \$25,750 for family of 4

## PREFERRED LANGUAGE OF TESTED FFH PATIENTS



When the language spoken is Spanish the likelihood of positive test results increases by...

**3.81x**  **.49**  
since 7/5/2020

# ETHNICITY OF TESTED FFH PATIENTS



- HISP/LAT: 39%
- NON HISP/LAT: 60%
- NON REP: 1%

- HISP/LAT: 75%
- NON HISP/LAT: 22%
- NON REP: 3%

When the ethnicity is Hispanic/Latino the likelihood of positive test results increases by...

**3.69x**  **.82**  
since 7/5/2020